


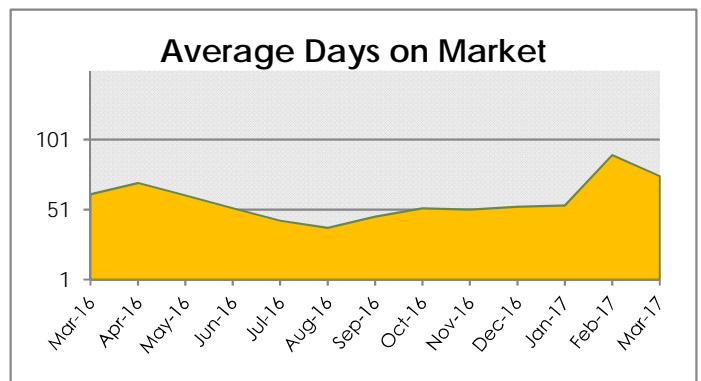
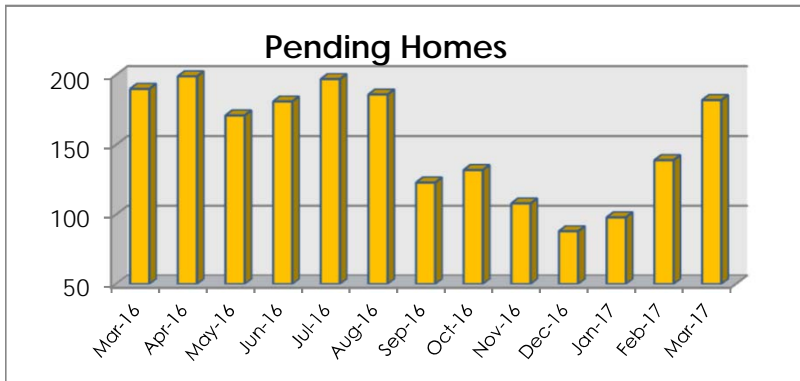
## ACTIVE INVENTORY



**Current New Listings:** 239  
**12 Months Ago:** 220 ↑ **Change:** 8.6%

**Median List Price:** \$ 135,000  
**Median Sell Price:** \$ 131,500 Difference -2.7%

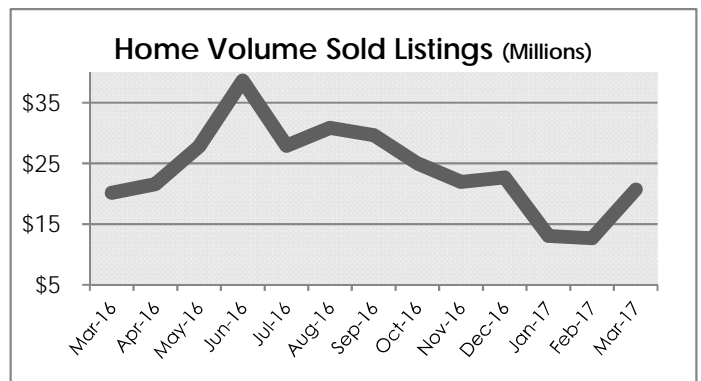
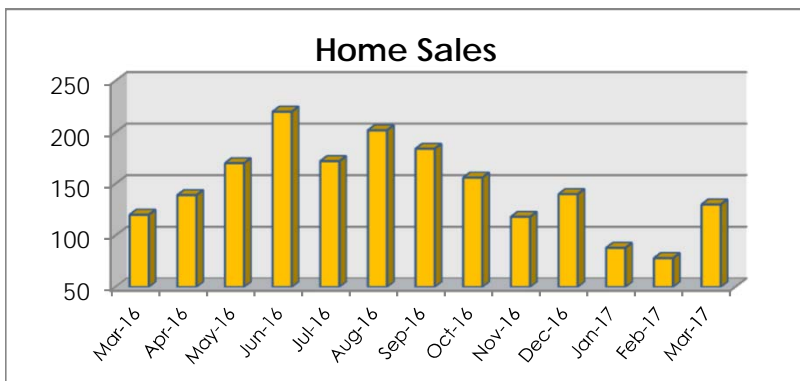
## PENDING SALES



**Current Pending:** 182  
**12 Months Ago:** 190 ↓ **Change:** -4.2%

**Current Average:** 62  
**12 Months Ago:** 75 ↓ **Change:** -17.3%

## CLOSED HOME SALES



**Current Sales:** 130  
**12 Months Ago:** 120 ↑ **Change:** 8.3%

**Current Volume:** \$20,708,416  
**12 Months Ago:** \$20,153,901 ↑ **Change:** 2.8%

This information is provided by the Northwest Iowa Regional Board of REALTORS®.  
 Information is deemed reliable but not guaranteed.